



**Analog Meter  
72x72mm  
96x96mm**

 with Built in Selector Switch  
with Moving-Iron Movement

**KONTAKT**

# RQ72E - RQ96E



REFERENCES ORDERING CODE	DIMENSIONS RATING VOLTAGE	POSITIONS	AC VOLTAGE
ANFEDDC500	72x72mm	6	0 - 500V
ANFE7DDC500		7	
ANFFDDC500	96x96mm	6	
ANFF7DDC500		7	

**APPLICATION**

Direct indication of input voltage with integrated switch. It allows to use only one meter to measure the linked and phase voltages in a three-phase system.

Moving iron equipment

Direct connection 0...500V / Scale length 90° / Accuracy class 1,5

**FEATURES**

4 wire voltage

Near Linear scale

Knife edge pointer

Glass filled polycarbonate housing(UL 94 V-0)

**MECHANICAL DATA**
**Case details:** Moulded square case suitable for mounting in Control / Switchgear panels, Machinery consoles.

**Case material:** 10% Glass filled polycarbonate, flame retardant and drip proof as per UL 94 V-0.

**Front facia:** Glass

**Colour of bezel:** Black

**Position of use:** Vertical

**Panel fixing:** Swivel Screw

**Mounting:** Stackable in a single cutout

**Panel thickness:** ≤ 25 mm

**Terminals:** Hexagon studs, M4 screws and ammeter wire clamps E3

**ELECTRICAL DATA**
**Measured quantity:** AC voltage

**Power consumption(Approx):** Voltmeters < 4.5VA

**Overload capacity (acc to IS : 1248/ IEC 51):** 1,2IN

**Enclosures code (IEC 529):** IP 52 case, IP 00 for terminals without back cover overloads, IP 20 for terminals with back cover

**Insulation class:** Group A according to VDE 0110

**Rated insulation voltage:** SWT 72/96 : 1KV

**Proof voltage:** SWT 72/96 : 3KV

**Installation category:** SWT 72/96 : 600V CAT III

**Insulation resistance:** > 50 Mohm at 500 V DC

**STANDARD MEASURING RANGES**
**A.C. Voltage**

500

For 3 phase 4 wire system, 6 switch positions are as

-L1-L3 L2-L3 L1-L2 L1-N L2-N L3-N

For 3 phase 4 wire system, 7 switch positions are as

-OFF-L1-L3 L2-L3 L1-L2 L1-N L2-N L3-N

**REFERENCE CONDITION**
**Accuracy class:** 1.5 according to IS : 1248 (IEC 51/ DIN EN 60051)

**Ambient temperature:** 23°C + 2°C

**Position of use:** Nominal position + 10

**Input Waveform:** Rated value of measured quantity sine wave, distortion factor ≤ 5 %

**Frequency:** 45...65HZ

**Other Conditions:** IS : 1248 (IEC 51/ DIN EN 60051)

**ENVIRONMENTAL CONDITIONS**
**Climatic suitability:** Climate category II as per IS :

1248, IEC 60051(climatic class 3 according to VDE / VDI 3540)

**Operating temperature:** -10 ... + 55°C

**Storage temperature:** -25 .... + 65°C

**Relative humidity:** < 75% annual average, noncondensing

**Shock resistance:** 15g<sub>n</sub> for pulse duration 11 ms

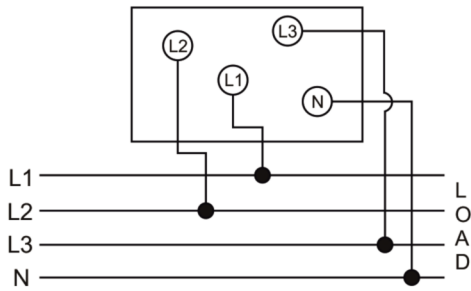
**Vibration resistance:** 10-55-10Hz for ampli. 0.15mm (1.5 g at 50Hz)

**Pollution degree:** 2

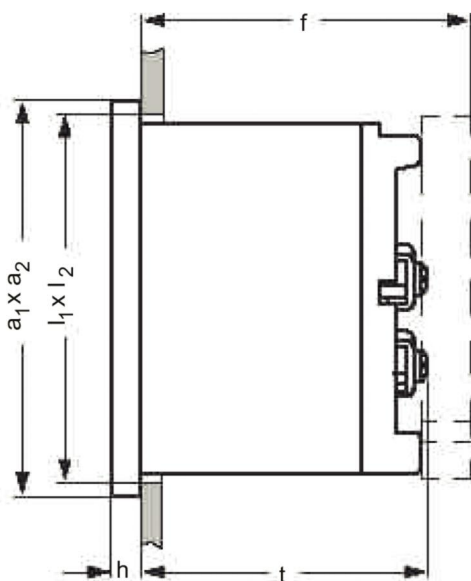
Specifications are subject to change without notice(06/09)

Front in mm	Nominal Dimensions, mm		Cutout, mm $l_1 \times l_2$	Installation Depth Including Terminal (t), mm	Installation Depth Incl. Full back Cover (f), mm
	$a_1 \times a_2$	h			
72 x 72	72 x 72	5.5	$68^{+0.7} \times 68^{+0.7}$	53	64
96 x 96	96 x 96	5.5	$92^{+0.8} \times 92^{+0.8}$	53	64

AC Voltmeters 3 Phase 4 Wire



## DIMENSIONS



## ORDERING INFORMATION

Type EQ	Moving-iron panel meter
Front Dimension	
72	72x72mm
96	96x96mm
Measuring ranges	Refer to table inside
Terminal Protection	Full sized polycarbonate back cover
Panel Fixing	Swivel Screw
Red Index Pointer	None <sup>1</sup>
Front facia	Normal glass <sup>1</sup> Antiglare glass
Colour of Bezel	Black <sup>1</sup>
Position of use	Vertical <sup>1</sup>
Dial	Standard scale same as measuring range <sup>1</sup>

<sup>1</sup> Standard

**KONTAKT**